

BANK AM BELLEVUE

SGS SA

Chris Kirk

CEO

Zürich, 29 March 2007



WHEN YOU NEED TO BE SURE





THE OPERATIONS COUNCIL

Chris Kirk
Chief Executive Officer

Chief Operating Officers

Fernando Basabe
Western Europe

Duilio Giacomelli
South Eastern Europe

Dirk Hellemans
Central & North West Europe

Teymur Abasov
Eastern Europe & Middle East

Robert Markus
Africa

Jeff McDonald
North America

Alejandro Gomez de la Torre
South America

Helmut Chik
China & Hong Kong

Claude Lanouhe
South Eastern Asia & Pacific

Dennis Yang
Eastern Asia

Senior Vice Presidents

Richard Tobin
Chief Financial Officer & IT

Jean-Luc de Buman
Corporate Communications & IR

Hugh Markey
Corporate Development & Taxation

Jean-Pierre Mean
Legal & Compliance

Francis Lacroze
Continuous Improvement

Executive Vice Presidents

Helge Bastian
Life Science Services

Mike Belton
Minerals Services

Fritz Hecker
Industrial Services

Fred Herren
Automotive & Trade Assurance Services

Jeff Newell
Agricultural Services

Frankie NG
Consumer Testing Services

Malcolm Reid
Systems & Services Certification

Alim Saidov
Oil, Gas & Chemicals Services
& Environmental Services

2006

- Revenue growth of 15.5% to CHF 3.8 billion
 - 13.9% in constant currencies
 - 10.3% organic
- EBITDA up 24.6% to CHF 800 million
- Operating income up 24.3% to CHF 624 million
- Net income up 19.4% to CHF 443 million
- Operating Cash Flow up 34.3% to CHF 552 million
- Dividend to shareholders of CHF 20 per share

2007

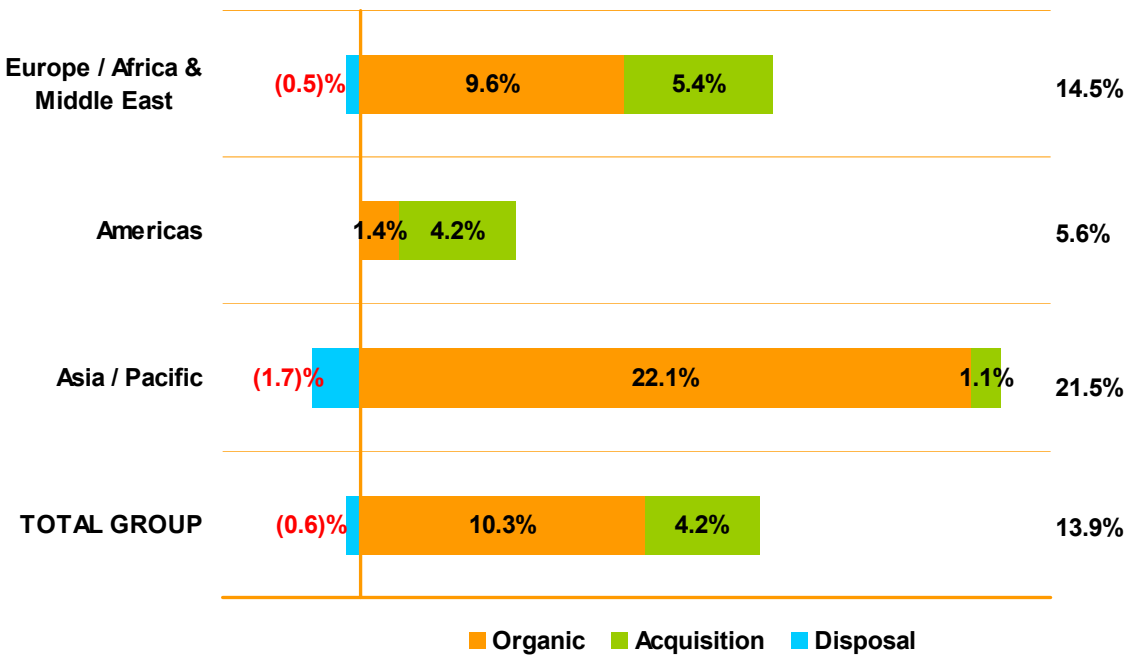
- First line share buyback program up to CHF 250 mio.



FINANCIAL HIGHLIGHTS

CHF million	2006	2005	Δ%
Revenue - historical rates	3,821	3,308	15.5 %
- constant rates	3,821	3,354	13.9 %
EBITDA before exceptional items	777	642	21.0 %
<i>EBITDA Margin before exceptional items</i>	<i>20.3 %</i>	<i>19.4 %</i>	
EBITDA	800	642	24.6 %
<i>EBITDA Margin</i>	<i>20.9 %</i>	<i>19.4 %</i>	
Operating Income Group	624	502	24.3 %
<i>Operating Income Margin</i>	<i>16.3 %</i>	<i>15.2 %</i>	
Net income	443	371	19.4 %
Basic EPS	58.36	49.45	18.0 %
Diluted EPS	57.89	48.84	18.5 %
Basic EPS before exceptionals	56.83	49.45	14.9 %
Diluted EPS before exceptionals	56.37	48.84	15.4 %
Period end no. of employees (incl. acquisitions)	48,106	43,517	10.5 %

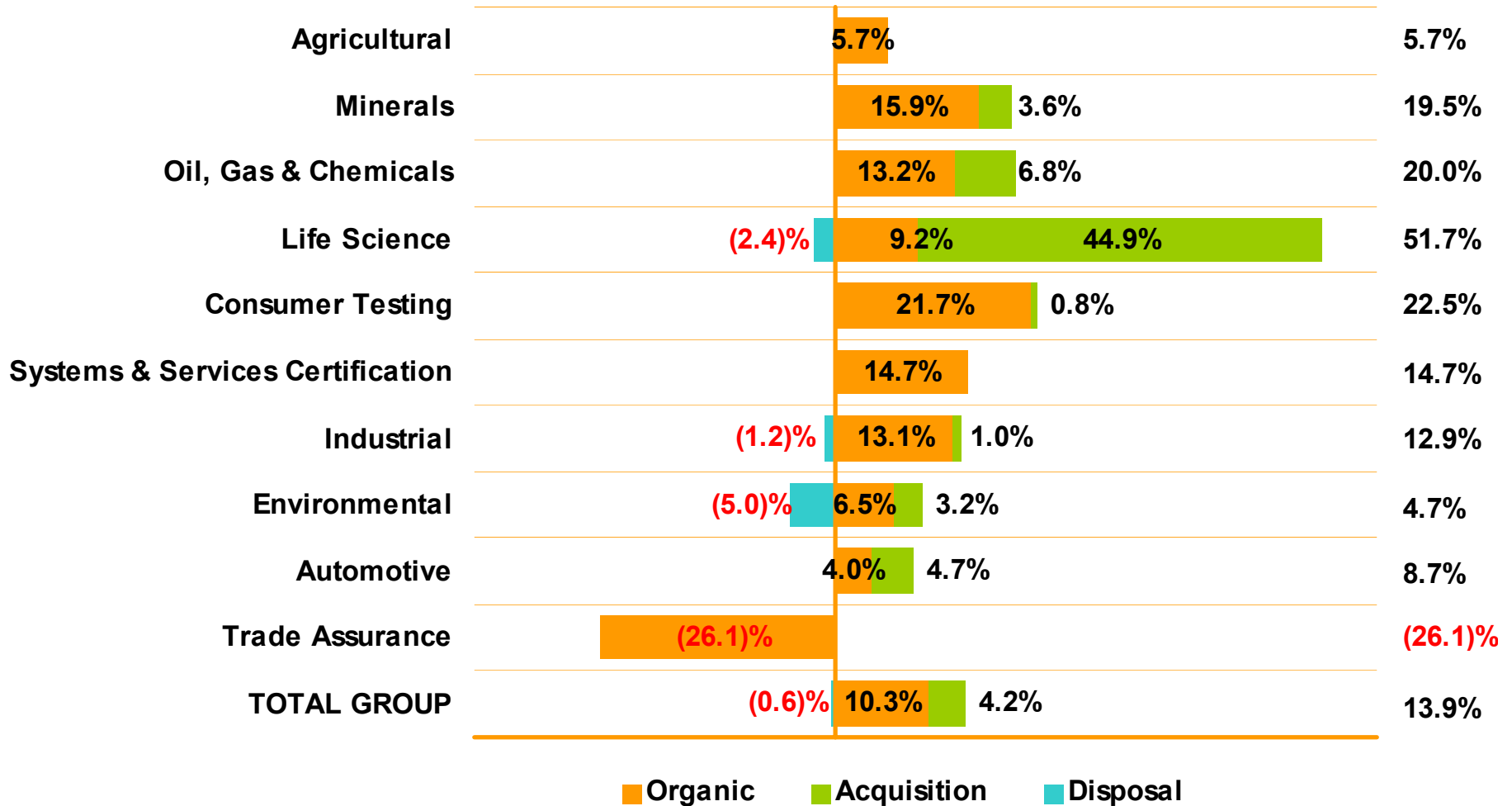
REVENUE GROWTH AND HEADCOUNT



Δ in EOP headcount	December 2006	December 2005	Δ
Group Headcount	48,106	43,517	4,589
Organic Business Growth			4,025
Acquisitions			809
Disposals			(245)
Increase in Group Headcount			4,589

By Region	Headcount Δ	Headcount Δ%	Revenues Δ%
Europe / Africa / Middle East	1,986	9.7%	14.5%
Americas	286	2.7%	5.6%
Asia / Pacific	2,317	18.5%	21.5%
TOTAL	4,589	10.5%	13.9%

LOCAL CURRENCY GROWTH BY BUSINESS



DEVELOPMENT OF REPORTED OPERATING INCOME AND NET INCOME

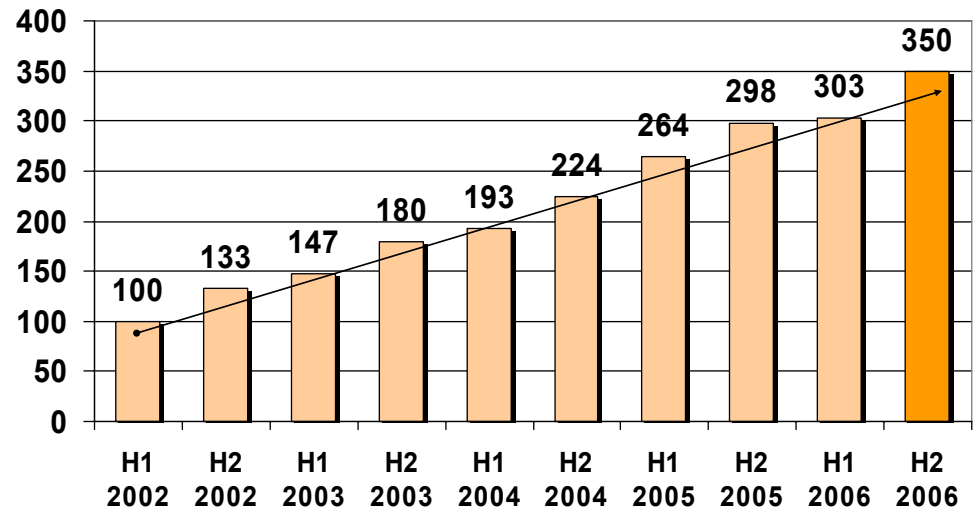
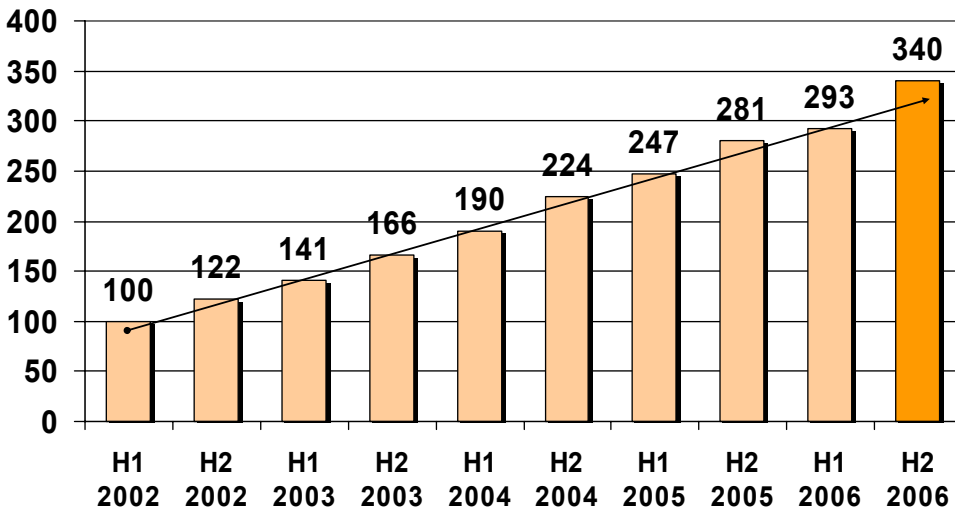
(before exceptional items)

Operating Income

+240%

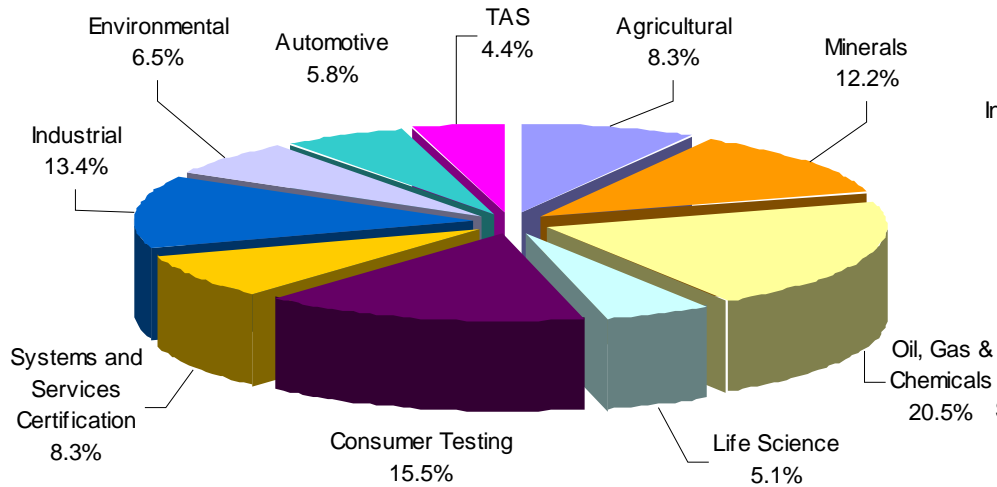
Net Income

+250%

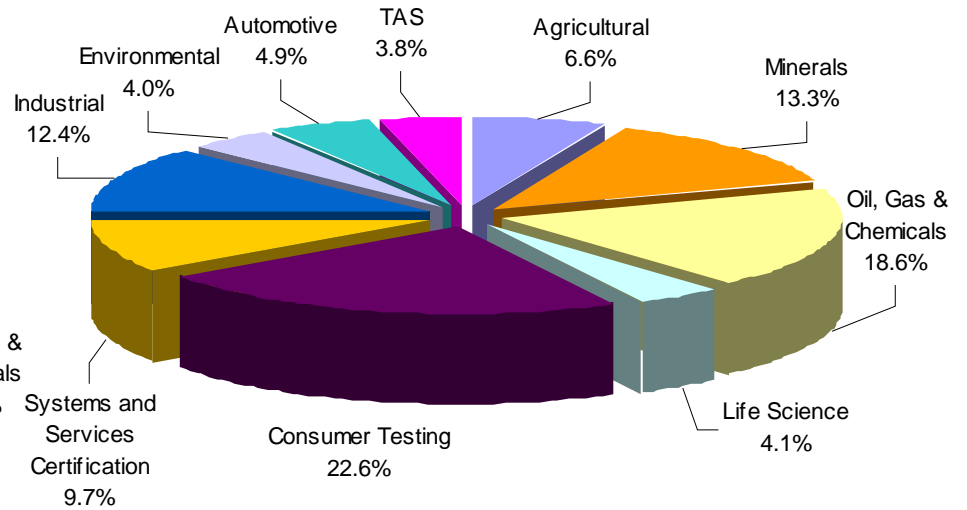


H1 2002 used as base = 100

Revenues



Operating Income



ACQUISITIONS



WHEN YOU NEED TO BE SURE



ACQUISITIONS



OUTLOOK



WHEN YOU NEED TO BE SURE

SGS



2007 YEAR-ON-YEAR COMPARABLE REVENUE GROWTH

At constant exchange rates

	Jan/Feb 2007	Expected full year
Agricultural Services	↑	↑
Minerals Services	↑	↑
Oil, Gas & Chemicals Services	↑	↑
Life Science Services	↑	↑
Consumer Testing Services	↑	↑
Systems & Services Certification	↑	↑
Industrial Services	↑	↑
Environmental Services	↑	↑
Automotive Services	↑	↑
Governments and Institutions Services	→	→
GROUP	↑	↑

- We fully commit to the achievements of our targets.

- By end 2008 we will achieve:
 - CHF 5 billion in revenues

 - Operating Margin of 17%

 - Earnings per share of CHF 80.00

THANK YOU

WHEN YOU NEED TO BE SURE

